SAMOA QUALIFICATIONS AUTHORITY

POST SCHOOL EDUCATION AND TRAINING

STATISTICAL BULLETIN

2018

Prepared by:
Information Analysis Unit
Research, Policy and Planning Division
Samoa Qualifications Authority

This document is copyright.
Reproduction of material from the document is however welcomed subject to prior written permission from :

The Chief Executive Officer
Samoa Qualifications Authority
PO Box L851
Apia
SAMOA

The PSET Bulletin

The Post School Education and Training (PSET) sub-sector of Samoa's education system encompasses all learning that occur outside of the formal early childhood, primary, and secondary education levels. PSET includes tertiary level education at university, pre and in service professional education, technical and vocational education, theological and providers of religious instruction, apprenticeship, non-formal and on the job training.

The Samoa Qualifications Authority (SQA) is mandated under the SQA Act 2010 to provide policy advice and ensure the quality assurance of PSET in Samoa conforms to the highest standards of excellence acceptable to the community, stakeholders and its international partners.

Formal PSET providers are the main providers of PSET in Samoa with a total of 26 registered and 28 Non Formal Education providers listed with SQA by the end of 2018.

The PSET Statistical Bulletin 2018 contains basic statistical information on formal PSET providers for the academic year ended December 2018, unless otherwise stated. It covers a range of performance areas including enrolments, graduates and PSET lecturers and trainers qualifications. It also includes information on Non Formal Learning Activities recognized by SQA and delivered in 2018.

Response to the Annual PSET Data Collection is on a voluntary basis. Four formal PSET providers and 24 Non Formal Education providers did not submit data for 2018.

The information presented in this bulletin will be of interest to a wide variety of people including education planners and policy analysts, prospective students, local businesses to quantify the supply of graduates in their business area and researchers and academics to try and understand the underlying trends in PSET.

Table of Contents

	FORMAL PSET PROVIDERS OPERATING IN 2018	1
	NON FORMAL EDUCATION PROVIDERS	2
	PSET INDICATORS IN THE EDUCATION SECTOR PLAN 2013-2018	3
	SUMMARY STATISTICS	3
	FORMAL PSET ENROLMENTS	
1	Formal PSET Enrolments Overview	4
2	Students in Formal Education by Level of Programme	5
	FORMAL PSET GRADUATES	
3	Formal PSET Graduates Overview	8
4	Graduates by Level of Qualification Attained	9
	NON FORMAL LEARNING	
5	Non Formal Learning Overview	11
	PSET LECTURERS AND TRAINERS	
6	PSET Lecturers and Trainers Overview	11

Formal PSET Providers Operating in 2018

UNIVERSITIES	**(3)**
National University of Samoa	Registered
Oceania University of Medicine	Registered
University of the South Pacific—School of Agriculture, Alafua Campus	Registered
RELIGIOUS PROVIDERS	**(9)**
Apia Harvest Centre Bible College	Registered
Malua Bible School	Registered
Malua Theological College	Registered
Moamoa Theological College	Registered
Piula Theological College	Registered
RHEMA Bible Training Centre - South Pacific	Registered
South Pacific Nazarene Theological College	Registered
Youth With A Mission	Registered
Worldwide Mission Training Centre	Registered
TVET PROVIDERS	**(14)**
Australia-Pacific Training Coalition	Registered
Congregational Christian Church of Samoa (CCCS) School of Fine Arts and Museum	Registered
Congregational Christian Church of Samoa Vocational School	Registered
Don Bosco College and Vocational Technical Centre	Registered
Don Bosco Technical Centre	Registered
Early Childhood Education Teachers Training Institute	Registered
Martin Hautus Institute of Learning - Samoa	Registered
Methodist Technical and Creative Centre - Laumua o Punaoa Technical Centre	Registered
Pesega Technical and Vocational Education and Training Institute	Registered
Samoa Shipping Maritime Academy	Registered
Samoa Business Enterprise Centre	Registered
Tesese Institute	Registered
Uesiliana Vocational Centre	Registered
Vaiola Technical and Vocational Education and Training Institute	Registered
TOTAL PSET FORMAL PROVIDERS	**26**
PROVIDERS REGISTERED WITH SQA	**26 (100%)**

Non Formal Education Providers

Government Agencies (8)

Electric Power Corporation
Ministry of Agriculture and Fisheries
Ministry of Education, Sports and Culture
Ministry of Health
National University of Samoa
Public Service Commission
Samoa Institute of Directors
Samoa Tourism Authority

Non-Governmental Organisations (20)

Apia Employment Company
Body Therapy Spot
Every Home for Christ
Fatuaiupu Consult
KL Security Services
Leadership Samoa
Matuaileoo Environment Trust Incorporated
Pacific Society for Reproductive Health
Pesega Dental Clinic
Plumbers Association of Samoa
Red Cross Society
RHEMA Bible Centre - South Pacific
Samoa Association of Manufacturers and Exporters
Samoa Family Health Association
Samoa Umbrella for Non-governmental Organisations
Samoa Stationery and Books
Samoa Victim Support Group
SENESE Inclusive Education Support Services
Small Business Enterprise Centre
Women in Business and Development Incorporated

Post School Education and Training Indicators (Education Sector Plan)

Indicator (Education Sector Plan)	Number	Percent/Rate
Number of graduates with Nationally and Internationally Recognised Qualifications	342	18.4%
Number of PSET Qualifications recognised Nationally and Internationally	39	20.5%
Number of Providers Registered with SQA	26	100%
Annual Increase in the Number of PSET Formal Programmes Accredited with SQA	13	78%
Transition Rate from Secondary to PSET	Female: 784 Male:597	Female:60.2% Male: 61.5%
Gross Enrolment Ratio in Formal PSET	Female: 2698 Male: 2079	Female:20.4% Male: 16.7%
Gross Graduation Ratio in Formal PSET	Female: 1020 Male: 783	Female: 37.8% Male: 37.7%
Percentage of PSET Graduates finding Employment within 6 months of Completion	742	34%
Number of employers of PSET Graduates satisfied with the Application of Graduates' Knowledge and Skills in the Workplace	*NA*	*NA*

Summary Statistics

Enrolments:

- A total of 4,777 students were enrolled in formal PSET education in 2018 and 56.5% of these students were female.
- The average age of students in formal education in 2018 was 24 years.
- In 2018, 3,756 students were enrolled in University studies, 756 in Technical and Vocational Education and Training studies with 265 engaged in studies offered by Religious Providers.
- A total of 560 students enrolled in accredited programmes in 2018; an increase of 4.3% from the previous year.
- Programmes under the Education field had the highest number of enrolments in 2018.
- In 2018, 98 Certificates, 30 Diplomas, 20 Bachelors and 9 Postgraduates programme were delivered.

Graduates:

- In 2018, 1,859 students attained PSET qualifications.
- Female achievers were higher (56.7%) in numbers than male graduates.
- In 2018, 1,378 students attained University qualifications, 400 graduated with TVET qualifications and 81 received qualifications from Providers of Religious instruction.
- Students completing qualifications in PSET are 2.5 times more likely to attain a Certificate level qualification than in any other qualification level.

Non Formal Learning:

- In 2018, 193 learners were trained in recognised non formal learning activities.
- Majority (65.3%) of learners attended these recognised trainings were female.

PSET Lecturers and Trainers:

- In 2018, a total of 435 lecturers and trainers were delivering formal PSET education.
- Lecturers and trainers with qualifications in the Society and Culture field were the most common in 2018.
- Majority (73%) of lecturers and trainers in PSET have attained degree level qualifications.

FORMAL PSET ENROLMENTS

1. FORMAL PSET ENROLMENTS OVERVIEW

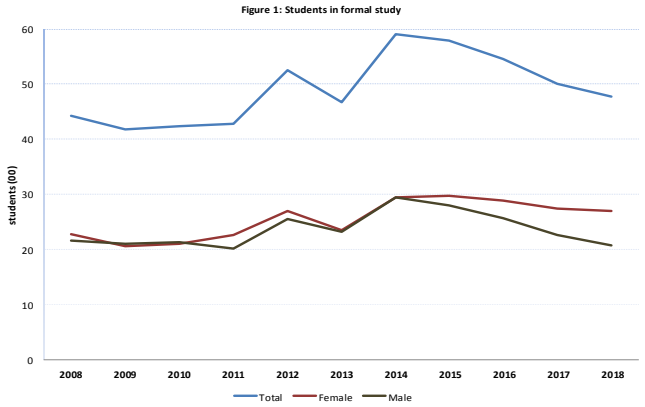

There were 4,777 students enrolled in formal PSET education in 2018; a decrease of 4.5% from 2017. The decrease is due to four providers not submitting information. Of these students, 56% were female and 44% male.

Enrolments by selected age group - 2018	
Aged under 25	58%
Aged 25-39	20.4%
Aged 40 years and over	6.2%
not stated	15.5%

The average age of students in formal education in 2018 was 24 years, with the most (58%) of students below the age of 25.

Enrolments by student type - 2018	Total	%
Domestic	**4556**	**95**
Female	2606	57
Male	1950	43
International	**221**	**4**
Female	92	42
Male	129	58

International students constituted 5% of formal PSET students population in Samoa in 2018. Most (58%) of international students studied in Certificate level programmes. International students were relatively older with an average age of 30 years compared to the 23 years average for domestic students.

Enrolments by Provider Type

	2008	2009	2010	2011	2012	2013	2014	2015	2016	2017	2018
All formal Enrolments	**4431**	**4173**	**4231**	**4280**	**5259**	**4677**	**5902**	**5785**	**5453**	**5000**	**4777**
Universities	2306	2212	2711	3063	3853	3481	3861	3924	3811	3424	3756
TVET Providers	1825	1658	1318	934	1031	913	1735	1478	1273	1272	756
Religious Providers	300	303	202	283	375	283	306	383	369	304	265

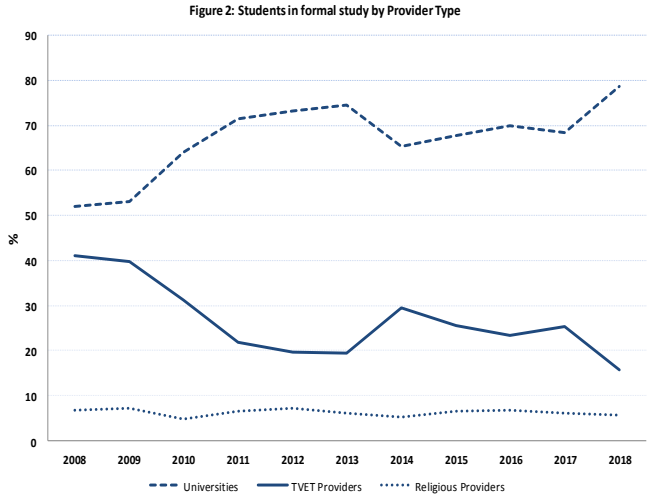

In 2018, 3,756 students enrolled in University studies, 756 students studied in TVET Programmes and 265 were engaged in studies offered by Religious Providers.

Enrolments by Field of Study

	2012	2013	2014	2015	2016	2017	2018
All formal Enrolments	**5259**	**4677**	**5902**	**5785**	**5453**	**5000**	**4777**
Agriculture, Environment and related studies	125	116	231	106	258	151	348
Architecture and Building	174	141	270	252	231	265	120
Creative Arts	91	72	89	85	44	54	49
Education	1061	762	830	916	968	815	714
Engineering and related technologies	623	747	1015	865	578	564	474
Food, Hospitality and Personal Services	119	119	420	600	206	216	270
Health	395	242	419	469	440	489	450
Information Technology	85	190	132	142	241	260	93
Management and Commerce	1050	928	962	867	831	758	693
Mixed Field Programmes	167	95	149	71	311	440	350
Natural and Physical Sciences	347	355	396	426	373	255	385
Society and Culture	1022	910	989	986	972	733	831

The overall decrease in enrolments is reflected in the decrease in each field of study in 2018 relative to 2017.

The Education field as well as Society and Culture were the most common choice for area of study in 2018 .

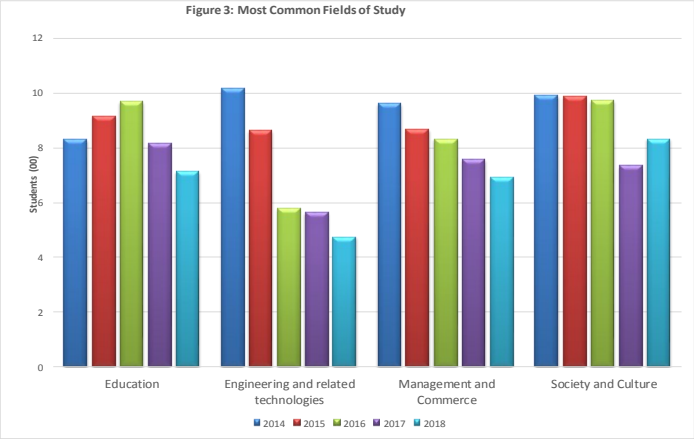

Enrolments by Level of Study

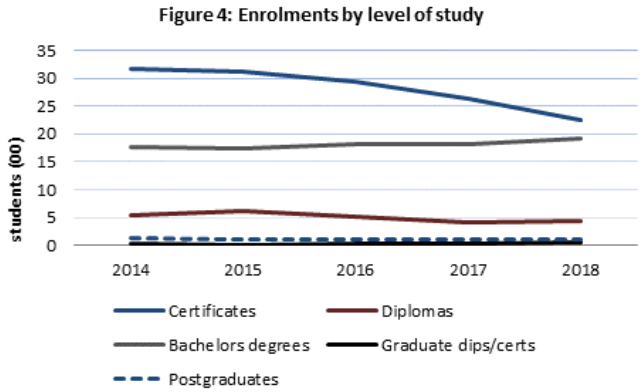

Enrolments by level of study

	2014	2015	2016	2017	2018
Certificates	3167	3119	2929	2626	2247
Diplomas	556	617	519	430	443
Bachelors degrees	1759	1749	1826	1810	1920
Graduate dips/certs	39	22	37	25	25
Postgraduates	146	118	101	105	112

The number of Certificate enrolments decreased in 2018 from 2017 by 14.4%. Bachelor students increased by 6%.

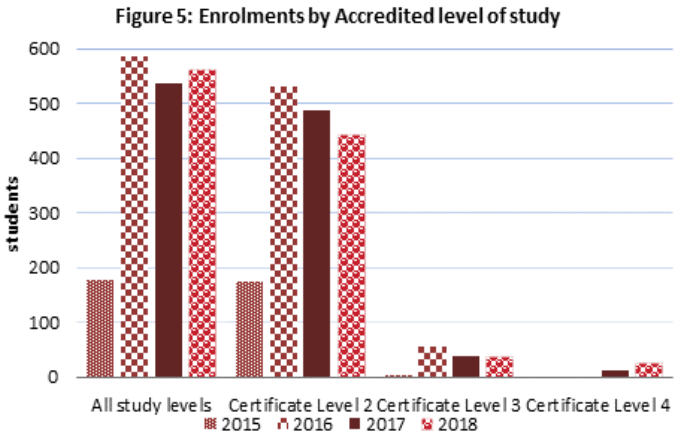

Enrolments in Accredited Programmes

	2015		2016		2017		2018	
	Female	Male	Female	Male	Female	Male	Female	Male
Certificate Level 2	15	122	314	224	257	229	91	352
Certificate Level 3	33	8	33	14	32	6	0	36
Certificate Level 4	0	0	0	0	2	11	5	21
Diploma V	0	0	0	0	0	0	17	38

A total of 560 students enrolled in accredited programmes in 2018. An increase of 4.3% from the previous year. The sudden increase in enrolments was the direct result of the increase in number of programmes accredited by SQA. More male than female students studied in accredited programmes that are technical and vocational in nature.

2. STUDENTS IN FORMAL EDUCATION BY LEVEL OF PROGRAMME

Certificate level programmes

In 2018, students enrolled in 98 different Certificate level programmes in which 32 Certificates have been accredited by SQA. 28 of these accredited programmes were delivered in 2018.

Students in Certificate level programmes

In 2018, the number of students enrolled in Certificate level programmes totaled 2247. Of these students 46.5% were female. Certificate enrolments constituted 47% of all formal enrolments.

Certificate students were generally younger with an average age of 22 years compared to the overall average of 24 years.

There were more male than female students enrolled in Certificate programmes offered by TVET and Religious Providers, however more female were in University based Certificate programmes.

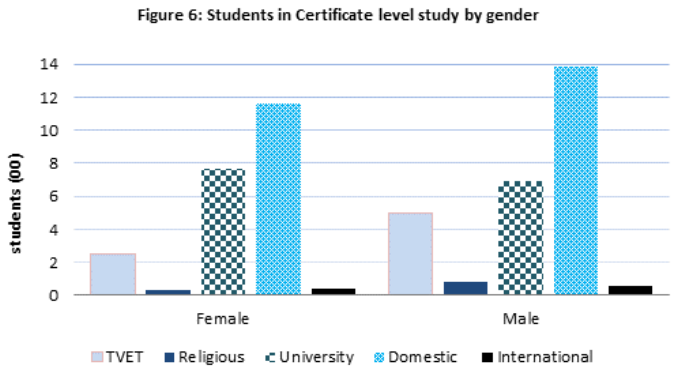

1. Foundation Certificates are categorized under 'Certificates'

FORMAL PSET ENROLMENTS

Enrolments at Certificate level were higher in the Engineering and Related Technology and Mixed field than most fields. There were more male than female students in the majority of the fields particularly in trades areas which fall under the Architecture and Building as well as the Engineering and related technologies field.

Certificate enrolments by Field of Study

	Total	%	Female	%
All formal Enrolments	**2247**		**1045**	
Agriculture, Environment and related studies	212	9.4	57	26.9
Architecture and Building	120	5.3	16	13.3
Creative Arts	40	1.8	2	5.0
Education	182	8.1	135	74.2
Engineering and related technologies	397	17.7	19	4.8
Food, Hospitality and Personal Services	216	9.6	173	80.1
Health	92	4.1	73	0.0
Information Technology	87	3.9	55	63.2
Management and Commerce	124	5.5	88	71.0
Mixed Field Programmes	366	16.3	215	0.0
Natural and Physical Sciences	138	6.1	70	50.7
Society and Culture	273	12.1	142	52.0

Diploma level programmes

In 2018, students enrolled in 30 different Diploma level PSET programmes. Most of the Diplomas were offered through Universities and Providers of religious instruction.

Students in Diploma level programmes

In 2018, the number of students enrolled in Diploma level programmes totaled 443. Of these students 62.3% were female. Diploma enrolments constituted 9.3% of all formal enrolments.

Diploma students had an average of age of 22 years.

More male than female students enrolled in Diploma programmes offered by Religious and TVET providers however more female were in University Diploma programmes.

Figure 7: Students in Diploma level study by gender

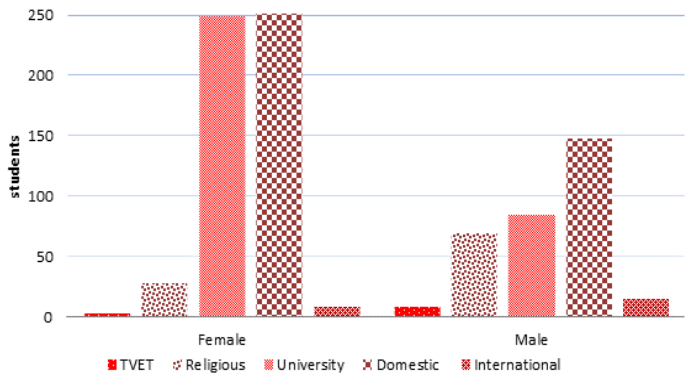

Diploma programmes in the Management and Commerce field had the highest number of enrolments in 2018, followed by Society and Culture programmes.

Female students outnumbered male learners in most of the fields except in the trades related field of Engineering and Society and Culture which mainly

Diploma enrolments by Field of Study

	Total	%	Female	%
All formal Enrolments	**443**		**274**	
Creative Arts	9	2.0	0	0.0
Engineering and related technologies	18	4.1	7	38.9
Health	87	19.6	67	77.0
Information Technology	7	1.6	3	42.9
Management and Commerce	127	28.7	104	81.9
Natural and Physical Sciences	7	1.6	2	28.6
Society and Culture	121	27.3	43	35.5
Agricultre, Environment and Related Studies	8	1.8	4	50.0
Food, Hospitality and Personal Services	55	12.4	41	74.5
Eduation	4	0.9	3	75.0

Bachelor level programmes

In 2018, students enrolled in 20 different Bachelor programmes. Bachelors were offered mainly through Universities and some Religious Providers.

Students in Bachelor level programmes

In 2018, 1,920 students enrolled in Bachelor level programmes. Of these students 72.4% were female. Bachelor enrolments constituted 40% of all formal enrolments.

The average age of Bachelor students was 27 years.

All of the students enrolled in Religious Bachelor programmes in 2018 were male. More female than male students enrolled in University Bachelor programmes.

FORMAL PSET ENROLMENTS

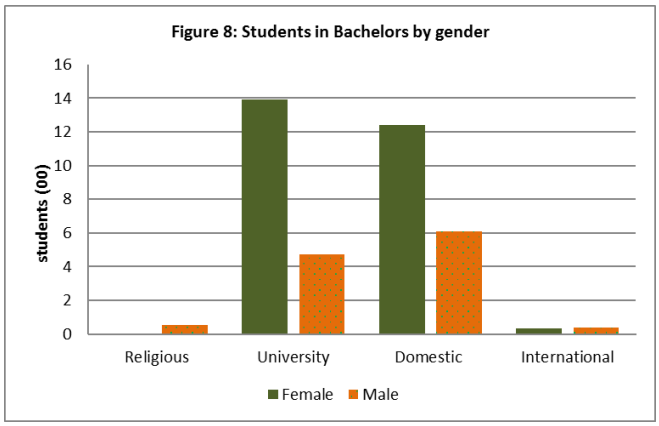

In 2018, 27.2% of enrolments in Bachelor level programmes were in the Education field with 75.9% of them being female. Management and Commerce Bachelor programmes were also a popular choice with 22.7% of students enrolled in this field.

Similar number of female to male students enrolled in Bachelors under the Society and Culture field as well as the Management and Commerce field.

Bachelor enrolments by Field of Study

	Total	%	Female	%
All formal Enrolments	**1920**		**1270**	
Education	523	27.2	397	75.9
Engineering and related technologies	13	0.7	0	0.0
Health	284	14.8	212	74.6
Management and Commerce	436	22.7	331	75.9
Natural and Physical Sciences	192	10.0	84	43.8
Society and Culture	370	19.3	205	55.4
Agriculture, Environment and Related studies	101	5.3	40	39.6
Food, hospitality and Personal Services	1	0.1	1	100.0

Postgraduate level programmes

In 2018, students enrolled in 9 different Postgraduate level programmes including one Doctorate programme. All of these programmes were University based.

Students in Postgraduate level programmes

In 2018, 112 students enrolled in Postgraduate studies. Majority (68.8%) of these students were female. Postgraduate enrolments constituted 2.3% of all formal enrolments.

The average age of Postgraduate students was 35 years.

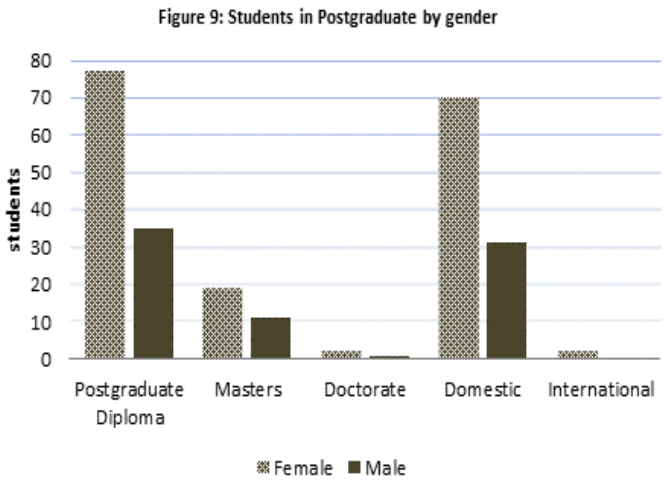

Most (50.9%) of postgraduate enrolments in 2018 were in the Society and Culture field.

Female students outnumbered male students in every field of study. .

Postgraduate enrolments by Field of Study

	Total	%	Female	%
All formal Enrolments	**112**		**77**	
Education	28	25.0	19	67.9
Health	11	9.8	9	81.8
Natural and Physical Sciences	16	14.3	14	87.5
Society and Culture	57	50.9	35	61.4

FORMAL PSET GRADUATES

3. FORMAL PSET GRADUATES OVERVIEW

Figure 10: Graudates of Formal Education

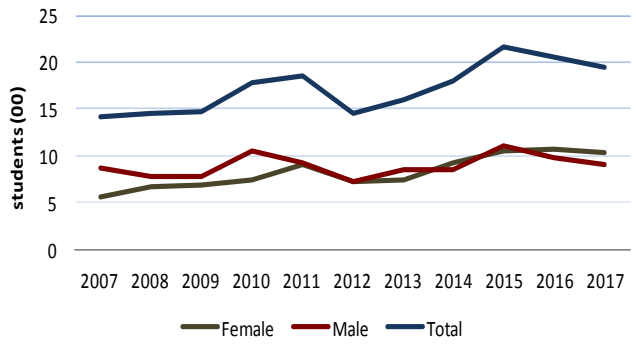

The number of students completing PSET qualifications has increased since 2007. The decrease is due to four providers not submitting information. In 2018, 1,859 students attained PSET qualifications; a 4.3% decrease from the previous year. Female achievers were slightly higher (53%) in numbers than male graduates.

Graduates by Provider Type

Graduates by selected provider type

	2007	2008	2009	2010	2011	2012	2013	2014	2015	2016	2017	2018
All formal Graduates	1430	1455	1469	1791	1853	1452	1604	1805	2174	2056	1943	1859
Universities	934	989	796	837	1030	1105	1195	1174	1343	1445	1296	1378
TVET Providers	318	338	484	752	648	285	309	525	715	529	575	400
Religious Providers	178	128	189	202	175	62	100	106	116	82	72	81

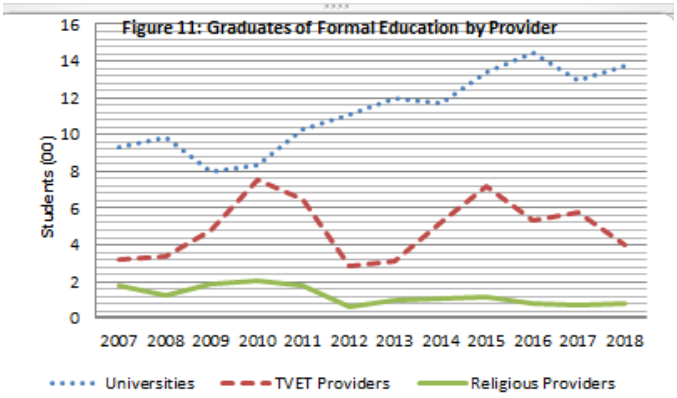

In 2018, 1,378 students attained University qualifications, 400 graduated with TVET qualifications and 81 received qualifications from Providers of Religious instruction.

Graduates by Field of Study

Graduates by Field of Study

	2012	2013	2014	2015	2016	2017	2018
All formal Graduates	1452	1604	1805	2174	2056	1943	1859
Agriculture, Environment and related studies	29	54	42	30	42	29	204
Architecture and Building	34	49	54	101	86	119	64
Creative Arts	19	25	12	26	18	24	19
Education	242	254	198	263	336	313	296
Engineering and related technologies	231	286	376	502	309	312	203
Food, Hospitality and Personal Services	40	75	134	251	116	127	134
Health	95	66	135	190	147	157	152
Information Technology	59	49	57	56	79	76	88
Management and Commerce	292	271	288	268	260	224	162
Mixed Field Programmes	54	45	70	66	176	218	178
Natural and Physical Sciences	110	138	167	147	167	115	140
Society and Culture	247	292	272	274	320	229	219

Figure 12: Most common qualification fields

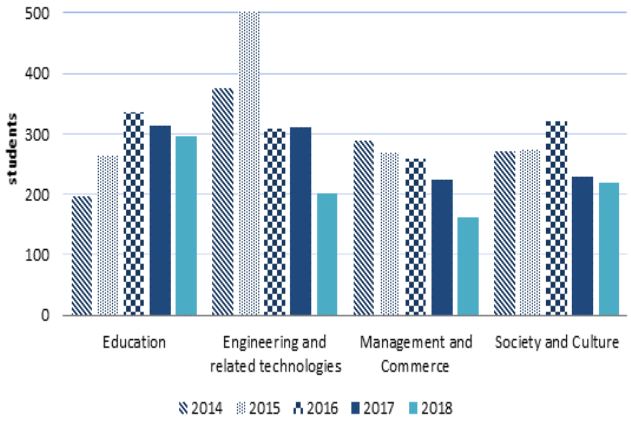

The graduates of the most common qualification fields decreased by 12.1% in 2018 relative to 2017. The highest increase in qualification completion in 2018 was in the Agriculture, Environment and related studies field with a 85.8% increase from 2017.

Graduates by Level of Qualification

Figure 13: Graduates by Qualification level

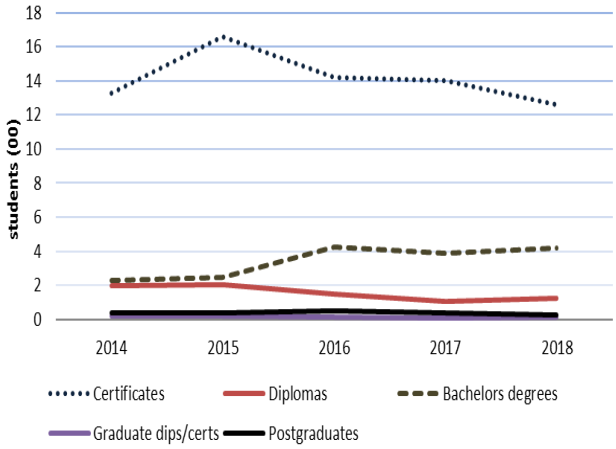

FORMAL PSET GRADUATES

Graduates by Qualification level

	2014	2015	2016	2017	2018
Certificates	1326	1661	1420	1403	1258
Diplomas	198	203	148	107	127
Bachelors degrees	227	250	427	387	418
Graduate dips/certs	17	20	13	10	11
Postgraduates	37	40	48	36	29

Students completing qualifications in PSET are 2.5 times more likely to attain a Certificate level qualification than in any other qualification level.

Figure 14: Graduates of Accredited Programmes

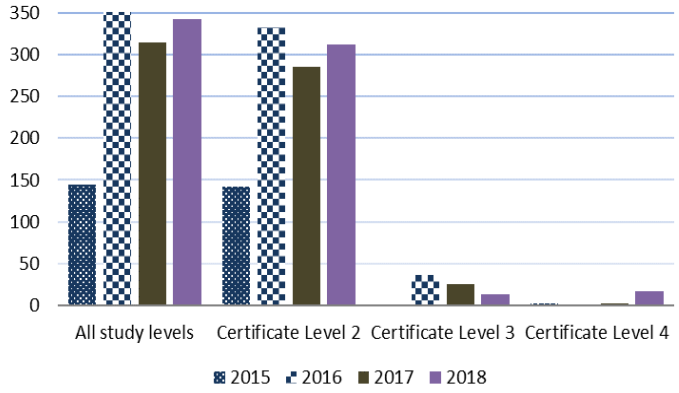

Graduates of Accredited Programmes

	2015	2016	2017	2018
All study levels	**145**	**370**	**314**	**342**
Certificate Level 2	142	333	285	312
Certificate Level 3	0	37	26	13
Certificate Level 4	3	0	3	17

A total of 342 students graduated with accredited qualifications in 2018; an increase of 9% from the previous year. Majority (91%) of accredited qualifications awarded in 2018 were in Level II of the Samoa Qualifications Framework.

There were more male than female graduates of accredited qualifications in 2018.

4. GRADUATES BY LEVEL OF QUALIFICATION ATTAINED

Certificate Graduates

In 2018, 1,258 students graduated with qualifications at Certificate level. Of these students, 49.4% were female. Certificate qualifications constituted 67.7% of all formal graduates in 2018

More male than female students graduated with Certificates from TVET and Religious Providers but more female than male students acquired University Certificates.

Figure 15: Certificate level Graduates by gender

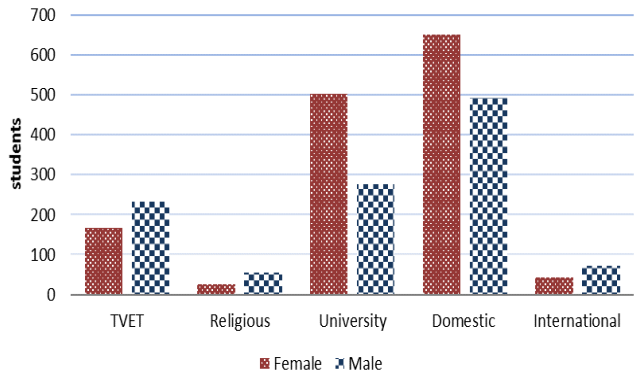

Similar to the proportions observed for Certificate enrolments, the number of Certificate graduates in the Engineering and related technologies field as well as the Mixed field were relatively higher compared to graduates in the other fields.

Female graduates were particularly higher than male graduates in the Information Technology field as well

Certificate Graduates by Qualification Field

	Total	%	Female	%
All formal Graduates	**1258**		**694**	
Agriculture, Environment and related studies	154	12.2	5	3.2
Architecture and Building	64	5.1	7	10.9
Creative Arts	10	0.8	1	10.0
Education	132	10.5	130	98.5
Engineering and related technologies	219	17.4	16	7.3
Food, Hospitality and Personal Services	131	10.4	114	87.0
Health	57	4.5	46	80.7
Information Technology	36	2.9	20	55.6
Management and Commerce	81	6.4	77	95.1
Mixed Field Programmes	179	14.2	155	86.6
Natural and Physical Sciences	100	7.9	46	46.0
Society and Culture	95	7.6	77	81.1

FORMAL PSET GRADUATES

Diploma Graduates

In 2018, students graduating with Diplomas totaled 127. Of these students, 45.6% were female. Diploma awards constituted 10.1% of all formal graduates in 2018.

More male than female students graduated with Diplomas from TVET and Religious Providers but more female than male students acquired University Diplomas.

Figure 16: Diploma Graduates by gender

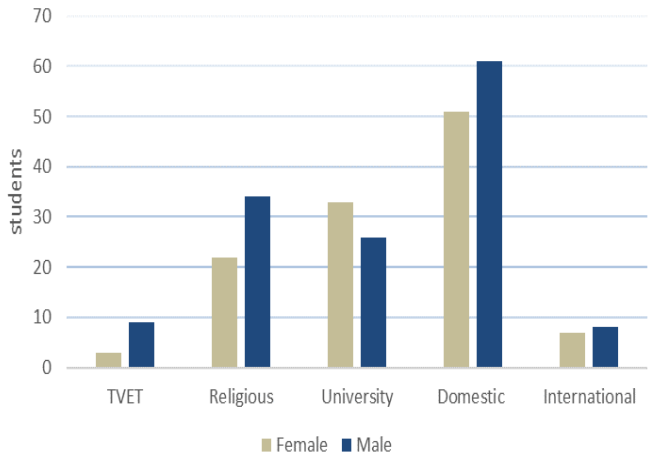

Diploma graduates in 2018 were mostly Society and Culture students with the majority being male.

Diploma Graduates by Qualification Field

	Total	%	Female	%
All formal Graduates	**127**		**58**	
Agriculture, Environment and Related Studies	8	6.3	4	50.0
Creative Arts	9	7.1	0	0.0
Engineering and related technologies	9	7.1	0	0.0
Health	1	0.8	1	100.0
Food,Hospitality and Personal Services	16	12.6	12	75.0
Management and Commerce	25	19.7	19	76.0
Society and Culture	59	46.5	22	37.3

Bachelor and Postgraduate Graduates

There were 418 graduates with Bachelor Degrees awarded in 2018, 64% were females and 46% males.

Majority of the Bachelors were in the Education and Health field.

Bachelor Graduates by Qualification Field

	Total	%	Female	%
All formal Graduates	**418**		**268**	
Agriculture, Environment and Related Studies	23	5.5	10	43.5
Education	156	37.3	114	73.1
Engineering and related technologies	5	1.2	0	0.0
Health	85	20.3	57	67.1
Management and Commerce	55	13.2	37	67.3
Natural and Physical Sciences	40	9.6	19	47.5
Society and Culture	54	12.9	31	57.4

In 2018, 45 students graduated with Postgraduate degrees with the majority being female.

Postgraduate Degrees awarded were either a Masters or Postgraduate Diploma.

Majority of Postgraduate students graduated with qualifications in the Education and Health fields.

Posgradutae Achievers by Qualification Field

	Total	%	Female	%
All formal Graduates	**45**		**28**	
Agriculture, Environment and Related Studies	7	15.6	2	28.6
Education	15	33.3	11	73.3
Health	9	20.0	6	66.7
Society and Culture	14	31.1	9	64.3

NON FORMAL LEARNING

5. Non Formal Learning Overview

Non-Formal Learning Activities

From 2012 to 2018 a total of 117 non-formal learning activities were recognised. The sudden increase in the number of NFL activities in 2014 was partly facilitated by the TVET Access Grant funding under the TVET Programme.

Figure 17: New NFL Activities Recognised by Year

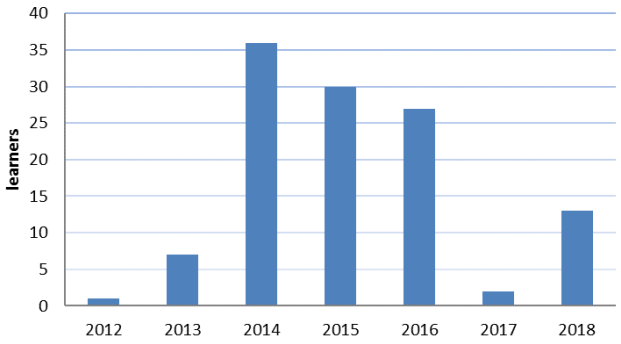

In 2018, 193 learners were trained in recognised non formal learning activities. Majority of learners (65.3%) attended these trainings were female.

NFL Learners by Gender

	2015	2016	2017	2018
All learners	780	953	336	193
Female	493	425	167	126
Male	287	528	169	67

Non Government Agencies are the main Providers of recognised non formal learning activities.

In 2018, the number of non formal learners decreased by 42.5% as a result of non formal providers not submitting their required data.

Figure 1: Non-formal learners by Provider Type

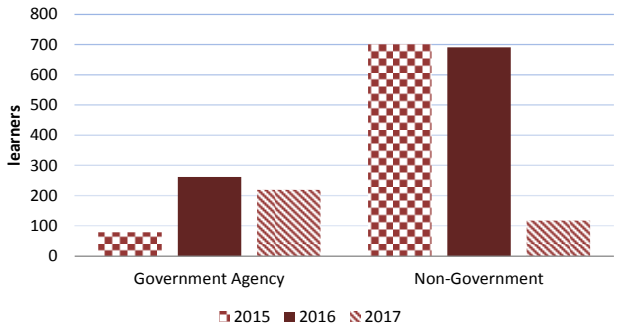

PSET LECTURERS and TRAINERS

6. PSET Lecturers and Trainers Overview

Lecturers and Trainers by Provider Type

In 2018, a total of 435 lecturers and trainers were delivering PSET education, with 45.5% them being female.

Figure 19: Lecturers and Trainers by Gender and Provider Type

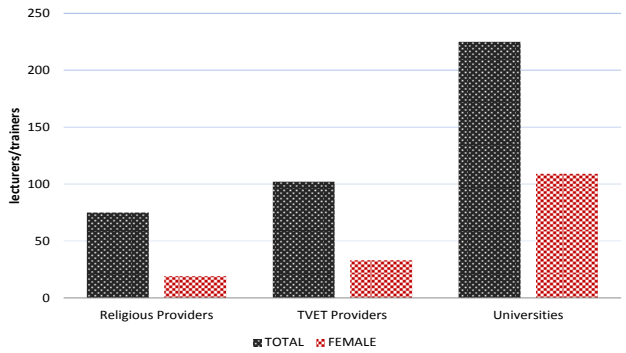

Teaching field and highest level of qualification

	Total (% by column)	Female (% by row)
Pure Science	9.7	46.3
Technology	4.2	64.7
Engineering	9.7	2.4
Architecture	5.7	7.7
Environmental Science	3.7	30.0
Health	14.7	52.5
Education	7.5	72.5
Management	4.2	66.7
Society and Culture	32.1	46.3
Creative Arts	2.5	20.0
Food and Hospitality	6.0	79.3

Figure 20: Lecturers' Highest Technical Qualifications by level



Lecturers with qualifications in the Society and Culture field were the most common in 2018. Majority (73%) of lecturers in PSET have attained degree level qualifications in which 6 of them are TVET trainers

PSET Formal Programmes by Field of Study

Broad Field of Study: Agriculture, Environment & Related Studies

NUS	Certificate in Tropical Horticulture	1 Year
	Foundation Certificate Agriculture	1 Year
USP	Diploma in Agriculture	1 Year
	Diploma in Tropical Agriculture	2 Years
	Bachelor of Agriculture	2 Years
	Bachelor of Agriculture in Agribusiness	3 Years
	Bachelor of Agriculture in Applied Sciences	3 Years
	Bachelor of Science (Marine Sciences)	3 Years
	Bachelor of Science In (Environmental Science)	3 Years
	Postgraduate Diploma in Climate Change	4 Years

Broad Field of Study: Architecture and Building

APTC	Certificate III in Plumbing	<1 Year
DBCVTC	Certificate in Plumbing and Sheet Metal	2 Years
	Certificate in Carpentry and Woodwork	2 Years
DBTC	Certificate in Carpentry and Joinery	3 Years
	Certificate in Plumbing	3 Years
MTCC-LoP	Certificate in Carpentry and Joinery	2 Years
	Certificate in Pluming and Fitting	2 Years
MCIL– Apprenticeship Scheme		
	Certificate of Due Completion Apprenticeship in the Carpentry and Joinery Trade	4 Years
	Certificate of Due Completion Apprenticeship in the Plumbing and Sheet Metal Trade	4 Years
NUS	Samoa Certificate II in Construction**	2 Years
	Samoa Certificate II in Plumbing**	2 Years
UVC	Certificate of Achievement in Carpentry and Joinery	2 Years
	Certificate of Achievement in Plumbing	2 Years
CCCSVS	Certificate in Carpentry and Joinery	1 Year

Broad Field of Study: Creative Arts

CCCS-SFAM		
	Certificate in Fine Arts	2 Years
	Diploma in Fine Arts	2 Years
MTCC-LoP		
	Certificate of Achievement in Fine Arts	2 Years
NUS	Diploma in Media and Journalism	2 Years
UVC	Certificate of Achievement in Fine Arts	2 Years

Broad Field of Study: Education

APTC	Certificate III in Early Childhood Education and Care	< 1 Year
	Certificate IV in Training and Assessment	< 1 Year
ECETTI	Certificate II in Early Childhood Education**	1 Year
NUS	Foundation Certificate in Education	2 Years
	Diploma in Education (Primary)	2 Years
	Diploma in Education (Secondary)	2 Years
	Graduate Diploma in Education	2 Years
	Bachelor of Education (Primary)	4 Years
	Bachelor of Education (Secondary)	4 Years
	Bachelor of Science (Secondary Teaching)	4 Years
	Postgraduate Diploma in Education	1 Year
	Master of Education	1 Year
USP	Certificate in Early Childhood Education	1 Year
	Certificate in Early Childhood Education (Level III)	2 Years
	Bachelor of Education	3 Years
	Postgraduate Diploma in Education	2 Years

Broad Field of Study: Engineering and Related Technologies

APTC	Certificate III in Engineering Fabrication	<1 Year
	Certificate IV in Mechanical Trade (Refrigeration and Air conditioning	<1 Year
DBCVTC	Certificate in Motor Mechanic	3 Years
	Certificate in Welding and Metal Fabrication	3 Years
DBTC	Certificate in Basic Trade Skills	2 Years
	Certificate in Electronic and Electrical	2 Years
	Certificate in Motor Mechanic	2 Years
	Certificate in Welding and Metal Fabrication	2 Years
MTCC– LoP		
	Certificate of Achievement in Automotive Mechanic	2 Years
	Certificate of Achievement in Electrical Engineering	2 Years
	Certificate of Achievement in Welding and Fabrication	2 Years
MCIL– Apprenticeship Scheme		
	Certificate of Due Completion of Apprenticeship in the Electrical Trade	4 Years
	Certificate of Due Completion of Apprenticeship In the Fitting and Machining Trade	4 Years
	Certificate of Due Completion of Apprenticeship in the Motor Mechanic Trade	4 Years
	Certificate of Due Completion of Apprenticeship in the Refrigeration and Air Conditioning Trade	4 Years

**** Indicate Programmes accredited by SQA.**

PSET Formal Programmes by Field of Study

MCIL-Apprenticeship Scheme		
	Certificate of Due Completion of Apprenticeship in the Welding and Fabrication	4 Years
CCCSVS	Certificate in Automotive	1 Year
NUS	NUS Certificate II Maritime ** (Marine Engineering R2)	1Year
	NUS Certificate II Maritime (Nav. R2)**	1Year
	NUS Certificate III Maritime ** (Marine Engineering Class IV) **	1 Year
	NUS Certificate III Maritime ** (Nav. R1)	1 Year
	NUS Certificate IV Maritime (Master Class V)**	N/A
	NUS Certificate II in Panel-Beating and Spray** Painting	2 Years
	Samoa Certificate II in Automotive Engineering**	2 Years
	Samoa Certificate II in Electrical Engineering**	2 Years
	Samoa Certificate in Fitting and Machining**	2 Years
	Samoa Certificate in Refrigeration and Air Conditioning**	2 Years
	Samoa Certificate in Welding and Metal Fabrication**	2 Years
	Diploma in Radio and Electronics	2 Years
	Bachelor of Technical and Vocational Education and Training	3 Years
SSMA	Certificate II in Onboard Deck Rating Program**	2 Years
	Able Bodied Seafarer Engine Program**	15 Months
	Certificate II in Onboard Engine Rating**	15 Months
	Deck Rating Program	15 Months
	SSMA Certificate Level IV In Engineering Class 5	1 Year
	SSMA Certificate Level IV in Ship Master Class5	1 Year
USP	Bachelor of Engineering (Electrical and Electronics)	3 Years
UVC	Certificate of Achievement in Automotive Engineering	2 Years
	Certificate of Achievement in Electrical Engineering	2 Years
	Certificate of Achievement in Welding	2 Years

Broad Field of Study: Food, Hospitality and Personal Services

APTC	Certificate III in Commercial Cookery	<1 Year
	Certificate III in Hospitality	<1 Year
MTCC– LoP		
	Certificate of Achievement in Food and Textiles Technology	2 Years
MHIL	Certificate II in Tourism**	<1 Year
NUS	NUS Tourism & Hospitality Certificate II in Cookery**	1 Year
	NUS Tourism & Hospitality Certificate II in Food and Beverage**	1 Year
	NUS Tourism & Hospitality Certificate II in Tour Guiding**	1 Year
	NUS Tourism & Hospitality Certificate II In Front Office and Accommodation Services**	1 Year
	Diploma in Tourism	2 Years
USP	Certificate in Tourism and Hospitality	1 Year
UVC	Certificate of Achievement in Food, Textile and Technology	2 Years

Broad Field of Study: Health

APTC	Certificate III in Allied Health Assistance/ Certificate III in Health Services Assistance	<1 Year
NUS	Foundation Certificate (Nursing)	1 Year
	Diploma in Nursing	2 Years
	Bachelor of Health Science in Environmental Health	3 Years
	Bachelor of Nursing	3 Years
	Bachelor of Health Science in Medical Laboratory Science	3 Years
	Postgraduate Diploma in Nursery (Midwives)	2 Years
	Postgraduate Diploma in Nursing	2 Years
	Postgraduate Certificate in Pacific Health Leadership and Management Development	2 Years
	Postgraduate Diploma in Tertiary Teaching for Nurses and Health Professional	1 Year
	Bachelor of Medicine and Bachelor of Surgery (MBB)	6 Years
OUM	Bachelor of Medicine and Bachelor of Surgery	6 Years

Broad Field of Study: Information Technology

MTCC– LoP		
	Certificate of Achievement in Computer Studies	2 Years
NUS	Certificate in Computer Operating	1 Year
	Certificate in Computer Studies	1 Year
	Diploma in Computer Studies	2 Years
	Bachelor of Science in Computing (major, minor or electives)	3 Years
TI	Certificate I in Computer Studies	1 Year
	Certificate II in Computer Studies	2 Years
	Certificate III in Computer Studies	2 Years
USP	Certificate in Computing	1 Year
	Diploma in Computing	2 Years
	Diploma in Information Systems	2 Years
UVC	Certificate of Achievement in Computer Studies	2 Years
CCCSVS	Certificate in Computer Studies	1 Year

**** Indicate Programmes accredited by SQA.**

PSET Formal Programmes by Field of Study

Broad Field of Study: Management and Commerce

NUS	Foundation Certificate (Commerce)	1 Year
	Certificate in Commerce	1 Year
	Diploma in Accounting	2 Years
	Diploma in Business	2 Years
	Diploma in Management	2 Years
	Diploma in Office Management	2 Years
	Diploma in Banking and Finance	2 Years
	Diploma in Economics	2 Years
	Bachelor of Commerce	3 Years
	Graduate Diploma in Commerce	2 Years
	Bachelor of Commerce (Honours)	2 Years
TI	Certificate I in Office Management and Computing	1 Year
	TIAS Certificate II in Office Management and Computing**	2 Years
	TIAS Certificate III in Office Management and Computing**	2 Years
	TIAS Certificate IV in Office Management and Computing	2 Years
	Diploma in Office Management and Computing	2 Years
	Diploma in Document Production	2 Years
USP	Certificate in Management Studies	1 Year
	Graduate Certificate in Public Sector Management	1 Year
	Diploma in Accounting Studies	2 Years
	Diploma in Hotel Management	2 Years
	Diploma in Police Management	2 Years
	Bachelor of Arts (Marine Management)	3 Years
	Bachelor of Commerce in Professional Accounting	3 Years
	Bachelor of Commerce in Hotel Management	3 Years
	Bachelor of Commerce	3 Years
	Postgraduate Diploma in Commerce	2 Years
	Master of Commerce	1-2 Years
	Master of Business Administration	1-2 Years

Broad Field of Study: Natural and Physical Science

NUS	Basic Certificate in Science	1 Year
	Foundation Certificate (Science)	1 Year
	Certificate in Science	1 Year
	Certificate in Mathematics	1 Year
	Diploma in Mathematics	2 Years
	Diploma in Environmental Science	2 Years
	Bachelor of Science in Mathematics (major, minor or electives)	3 Years
	Bachelor of Science	3 Years
	Postgraduate Diploma in Science	2 Years
USP	Preliminary Science	1 Year
	Foundation Science	1 Year
	Bachelor of Science	3 Years
	Postgraduate Diploma in Science	1-2 Years

Broad Field of Study: Society and Culture

AHCBC	Certificate (Level IV) in Biblical Studies	1 Year
	Diploma in Biblical Studies	2 Years
	Diploma in Ministry	2 Years
	Bachelor of Arts Degree in Biblical Studies	4 Years
MoTC	Certificate in Ministry	1 Year
	Diploma of Theology	4 Years
MTC	Foundation Studies	1 Year
	Diploma in Theology	4 Years
	Bachelor of Theology	4 Years
	Bachelor of Divinity	4 Years
NUS	Foundation Certificate (Arts)	1 Year
	Diploma in Arts	2 Years
	Bachelor of Arts	3 Years
	Bachelor of Samoan Studies	3 Years
	Postgraduate Diploma in Development Studies	2 Years
	Postgraduate Diploma in Samoan Studies	2 Years
	Master of Development Studies	1-3 Years
	Master of Samoa Studies	1-3 Years
PTC	Diploma in Theology	4 Years
	Bachelor in Divinity	3 Years
RHEMA	Certificate of Completion	1 Year
	Ministerial Diploma	3 Years
	Advanced Ministerial Diploma	4 Years
SPNTC	Diploma in Ministry	3 Years
USP	Bridging Preliminary Social Science	1 Year
	Preliminary Social Science	1 Year
	Foundation Social Sciences	1 Year
	Certificate in Library/ Information Studies (Level IV)	1 year
	Certificate in Community Development	1 Year
	Diploma in Library and Information Studies	2 Years
	Diploma in Prosecution	2 Years
	Diploma in Leadership, Governance and Human Rights	2 Years
	Diploma in Multilingual Studies	2 Years
	Bachelor of Arts	3 Years
	Bachelor of Arts and Bachelor of Law	3 Years
	Bachelor of Arts and Graduate Certificate in Education	3 Years
	Bachelor of Laws (Graduate Stream)	4 Years
	Bachelor of Laws	4 Years
	Professional Diploma in Legal Practice	4 Years
	Postgraduate in General Studies	1 Year

**** Indicate Programmes accredited by SQA.**

Non Formal Learning Activities by Year of Recognition

WMTC	Certificate in Christian Mission	1 Year
	Diploma in Christian Mission	2 Years

Broad Field of Study: Mixed Field Programmes

DBCVTC	General Studies	1 Year
NUS	Foundation Certificate (General Studies)	1 Year
	Certificate of Attainment-Trades and Health	
	Preparatory Year	1Year
	Doctor of Philosophy	N/A

NON FORMAL LEARNING ACTIVITIES BY YEAR OF RECOGNITION

NFEP	**Learning Activity**	**Year of Recognition**
SBEC	Start Your Own Business	2012
METI	Basic Life Skills	2013
	Participatory Guaranteed System	2014
	Introduction to Permaculture Training	2014
SENESE	Spectacle Technician Training	2013
	Inclusion Support Officer Teacher Aid) Training	2013
	Vision Screening Training for Teachers	2013
SUNGO	Project Management for Community Based Organization and Managing Organizations	2013
	Climate Change Project Management for Community Based Organizations	2015
WIBDI	Finemat Weaving	2013
	Virgin Coconut Oil	2015
SIOD	The Directors Course S169	2016
AEC	Promoting active employment by training Jobseekers and the unemployment on job Search activities and employer expectations	2014
	Enhancement of human resource capacity Of current employees and employers in all Sectors, public, private and informal sectors	
	Customer Services– the Samoan Way	2014
Fatuaiupu Consult		
	Faatinoga o Folasaga ma Lauga	2014
	Fauga Fale	2014
	Taga Va'a	2014
	Faiga o Siapo	2014
NUS	Basic Navigation and Marine Engineering Training for Boat operators of hotels and resorts recreational Boats, skippers of small crafts including fishing boats operating within 10 nautical miles offshore	2014
Red Cross Society		
	First Aid Training	2014
MAF	Basic Tilapia Husbandry	2015
OCPDCE	S601 Customer Service in the Public Sector	2014
	S602 customer Service for frontline staff in the Private sector	2014
	S603 Values Based Management and Leadership In the Pacific NGOs	2014
	S604 Community Research	2014
	S605 Business Planning	2014
	S606 Basic Management	2014
	S607 Public Sector Policy, Research, Development and Analysis	2014
	S608 Financial Planning and Management for NGOs	2014
	S609 Financial Management for CBOs	2014
	S6010 Public Sector Conflict Management	2014
	S611 Basic Marketing and Communications	2014
	S702 Training for Human Resource Trainer	2015
	Plant Maintenance & Overhauling of Generators	2015
	Forensic Accounting (S718)	2015
	S729 Resource Generation & Management	2015
	S727 Certificate for trainers (Training Assessment)	2016
	S800 Basic designs and assessment skills	2016
	S802 Basic Literacy for people with Special needs	2016
	S807 Customer Service for Tourism Industry	2016
	S817 Training Needs Analysis	2016
	S820 How to Submit Effective Tenders	2016
	S829 Skills to be an Effective Team Leader	2016
	S834 Proposal Writing	2016
	S836 Basic Computer & IT Skills	2016
	S801 Basic Financial Management system for CSOs	2016
	S805 Board Governance and Leadership	2016
	S806 Community Research	2016
	S810 Strategic Planning for NGOs	2016
	S813 International Financial Reporting Standards (IFRS) and Samoa Companies Act	2016
	S827 Public Sector Management	2016

Non Formal Learning Activities by Year of Recognition

	S828 Business Management	2016
	S830 Leadership and Motivation	2016
	S831 Human Resource Management	2016
	S833 Write Right for Business Professionals	2016
	S835 Report Writing	2016
	S839 Applied Training Skills for Community Trainers	2016
	S900 Credit Management and Debt Recovery	2018
	S904 Ethics	2018
	S907 Writing policies and procedures for New NGOs	2018
	S910 Corporate Social Responsibility	2018
	S913 Data Collection Analysis	2018
	S915 Business Strategy	2018
	S917 Media Publications for CSOs	2018
	S930 Annual Accounting and Auditing for NGOs	2018
	S925 Project Finance Systems	2018
RHEMA	Scriptural Prayer	2015
	Christ the Healer	2015
	Foundation of Faith	2015
The Body Therapy		
	Fundamentals of Relaxation	2015
SSAB	SRA Mathematics Laboratory Readers (Level 1 for Primary Level Teachers)	2015
KL Security Services		
	Basic Security Guard Training Level 1	2015
MESC	Teaching Chinese Language Phase 1 (Beginners Course)	2015
	Teaching Chinese Language Phase 2 (Proficient Course)	2015
PSRH	Pacific Emergency Maternal Neonatal Training	2015
	Colposcopy Training	2015
	Research Training	2015
	Ultrasound Scanning Training	2015
PAS	Capacity Building Programmes	2015
STA	Business Planning for the Tourism Sector	2015
SFHA	Train the Trainers Workshop	2015
	Youth Training on Life Skills and Sexual Reproductive Health	2016
EPC	Basic Linesmen Training	2015
PSC	Human Resource Coordinator Effective Leadership	2014
	Human Resource Management RFT	2014
	Human Resource Coordinator Strategic Planning	2014
	Public Sector Report Writing	2014
	S708 Time Management for PSC (Public)	2014
	S501 Public Sector Conflict Management	2015
	S700 Human Resource Management for PSC (Public)	2015
	Basic Computer Skills	2015
Every Home For Christ		
	Basic Sewing, tailoring and Embroidering	2015
	Flower Arrangement	2015
	Stencil designing and Fabric Printing	2015
SAME	Hazard Analysis & Critical Control Points (HACCP) 2200-Food Safety Managing Training	2015
	ISO 9001 Quality Management Training	2015
	ISO 9001 Internal Auditing Training	2015
Leadership Samoa		
	Leadership Samoa Programme	2016
SVSG	SVSG Caregivers Training (Introduction to Caregiver Training)	2017
PDC	Dental Assisting Training Programme	2018
ECETTI	Capacity building for Early childhood professionals	2018
MoH	Primary Trauma Care Learning	2018

PSET Indicators Formulae

1. Number of Graduates with Nationally and Internationally Recognised Qualifications

(Number of PSET graduates of nationally/internationally recognized qualifications/Total number of PSET graduates of all PSET qualifications) x100

2. Number of PSET Qualifications recognized Nationally and Internationally

(Number of nationally/internationally recognized PSET qualifications/Total number of PSET qualifications awarded) x100

3. Number of PSET Providers Registered with SQA

(Number of PSET Formal Providers Registered/Total number of PSET Formal Providers operating in that year) x 100

4. Annual Increase in the Number of PSET Formal Programmes Accredited by SQA

(Number of new PSET Programmes Accredited/Total number of PSET Formal Programmes Accredited in the previous year) x 100

5. Transition Rate from Secondary to PSET

(Number of New Entrants into PSET/Total number of students enrolled in Year 13 in the previous year) x 100

6. Gross Enrolment Ratio in Formal PSET

(Number of PSET enrolments/Number of eligible official PSET – age population) x100

7. Gross Graduation Ratio in Formal PSET

(Number of graduates (first degree)/Number of eligible official PSET graduates – age population) x 100

8. Percentage of PSET Graduates finding Employment within 6 months of Completion

(Number of recent PSET graduates finding employment within 6 months/Total number of Employed graduates responding to the survey) x 100

9. Number of Employers of PSET Graduates satisfied with the Application of Graduates' Knowledge and Skills in the Workplace

(Number of Employers indicating their satisfaction with graduates knowledge and skills/ Total number of responding employers) x 100

Definitions

Enrolment	Persons enrolled and / or registered in a programme
Formal Provider	An organization is deemed to be 'formal' if it falls into one or more of the following categories a. Provides an education and training programme that leads to a qualification registered on the SQF b. Receives or applies for frunding from the Government or from any other donor through the Government for education and training programmes designed to meet the requirements of a qualification c. Uses or whishes to use a protected term in the organization or in the names of any of the courses, programmes or qualifications that it provides d. Enrolls foreign students for a period of more then two months, in aggregate, in a calendar year in any of the education ant training programme it provides e. Is a Samoan based programmes or courses in Samoa through cross boarder arrangements with a foreign based provider using any arrangements such as double joint degree, twinning or franchising and articulation f. Is an organization based in a foreign country that wishes to provide education and training programmes in Samoa
Gender	Female or Male
Graduates	Graduates are those who have successfully completed programme leading to the award of qualification during the reference year of the data collection.
Lecturers/Trainers	Persons employed in official capacity for the purpose of guiding and directing learning experiences of students, irrespective of his/her qualification or the delivery mechanism, i.e whether face to face and or at distance. The definition excludes educational personnel who have no active teaching duties (e.g. Principals who do not teach and administration staff).
Mode of Study	Study load of the student, whether full-time or part-time
Non-Award	Parts of the programme or courses students enrolled in without the intention of acquiring a Qualification.
Non-Formal Education	Organizations who support and facilitate Non Formal Learning (NFL) as well as individuals or Provider workplaces that provided NFL
Non-Formal Learning	Organized learning which occurs outside the context of formal educational institutions. Non-formal learning opportunities are characterized by diversity, flexibility and responsiveness to the identified learning needs of communities and individual learners
Programme	A coherent set of courses, modules, paper or units designed to meet the requirements of Qualification
Provider	An organization or person that intentd to offer or is offering Post School Education and Training (PSET) in Samoa
Post School Education	Learning that occurs outside of the formal early childhood education, primary and secondary and Training education school systems. It includes tertiary level education at university, pre and in service professional education, technical and vocational education, theological and providers of religious instruction, apprenticeship, non-formal and on the job training.
Qualification	Formal certification that a person has successful achieved all learning outcomes and / or competencies relevant to identified individual, professional, workplace or community needs.
Students	Persons enrolled and / or registered in a programme of education.

Acronyms

AEC	Apia Employment Company
AHCBC	Apia Harvest Centre Bible College
APTC	Australia-Pacific Training Coalition
CCCS-SFAM	Congregational Christian Church of Samoa School of Fine Arts and Museum
CCCSVS	Congregational Christian Church of Samoa Vocational School
DBCVTC	Don Bosco College and Vocational Technical Centre
DBTC	Don Bosco Technical Centre
ECETTI	Early Childhood Education Teachers Training Institute
EPC	Electric Power Corporation
MAF	Ministry of Agriculture and Fisheries
MBS	Malua Bible School
MCIL	Ministry of Commerce, Industry and Labour
MESC	Ministry of Education, Sports and Culture
METI	Matuaileoo Environment Trust Incorporated
MHIL	Martin Hautus Institute of Learning
MoH	Ministry of Health
MoTC	Moamoa Theological College
MTC	Malua Theological College
MTCC-LoP	Methodist Technical &Creative Centre-Laumua o Punaoa
NFEP	Non Formal Education Provider
NFL	Non Formal Learning
NUS	National University of Samoa
OUM	Oceania University of Medicine
OCPDCE	Oloamanu Centre for Professional Development and Continuing Education
PAS	Plumbers Association of Samoa
PDC	Pesega Dental Clinic
PSC	Public Service Commission
PSET	Post School Education and Training
PSRH	Pacific Society for Reproductive Health
PTC	Piula Theological College
SAME	Samoa Association of Manufacturers and Exporters
SBEC	Small Business Enterprise Centre
SFHA	Samoa Family Health Association
SIOD	Samoa Institute of Directors
SPNTC	South Pacific Nazarene Theological College
SQA	Samoa Qualifications Authority
SSAB	Samoa Stationery and Books
SSMA	Samoa Shipping Maritime Academy
STA	Samoa Tourism Authority
SUNGO	Samoa Umbrella for Non Governmental Organisations
SVSG	Samoa Victim Support Group
TI	Tesese Institute
TVET	Technical and Vocational Education and Training
USP	University of the South Pacific
UVC	Uesiliana Vocational Centre
VFTC	Vailima Fou Theological College
WIBDI	Women in Business Development Incorporated

SAMOA QUALIFICATIONS AUTHORITY
P.O BOX L851
TUI ATUA TUPUA TAMASESE EFI (TATTE) BUILDING LEVEL 2
SOGI

Telephone: +685 20976
Facsimile: + 685 26314
Email: sqa@sqa.gov.ws
Website: www.sqa.gov.ws